



TOPSCIENCE 众山



HYDHYA-致修

**Hydrolyzed
Sodium Hyaluronate**

Material Submission Code:
006354-00507-1939

SHANDONG TOPSCIENCE BIOTECH CO., LTD.

Address: #98 Lanshan West Road, Lanshan District,
Rizhao, Shandong, China

Tel: +86-532-80821298

E-mail: sales@topscience.cn

Website: www.topscience.cn

QINGDAO TRONGEN BIOTECH CO., LTD.

Address: #330 Songling Road, Laoshan District,
Qingdao, Shandong, China

Tel: +86-532-80821298

E-mail: sales@trongenbio.com

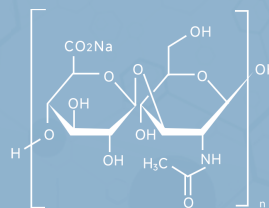
Website: www.topscience.cn



INCI NAME: HYDROLYZED SODIUM HYALURONATE

MOLECULAR WEIGHT: <10 kDa

RECOMMENDED DOSAGE: 0.1%~0.5%



PRODUCT FEATURE



Topscience utilizes self-developed enzymes, controlling the enzyme quantity and digestion time precisely to achieve accurate control over the molecular weight. This allows for uniform enzymatic cleavage, enabling customization of products within any molecular weight range of <10kDa.



HYDHYA has ultra high permeability, and it can penetrate into the cuticle of skin, removing free radicals, and nourishing skin cuticle.



HYDHYA has excellent absorptivity and can be absorbed easily by skin to enhance cell activity, keeping the skin moist and elastic, and resist skin aging.



HYDHYA can promote blood circulation, effectively inhibiting cell sensitivity and forming strong moisturizing support.

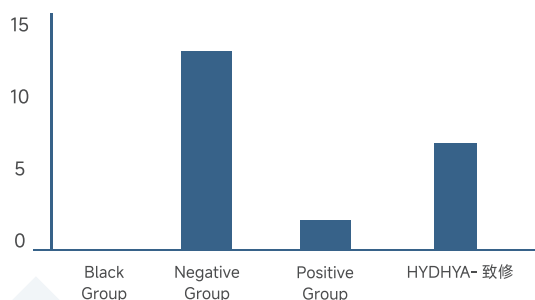


HYDHYA also has high biological activity, promoting the proliferation and differentiation of epidermal cells, which is helpful for repairing cell damage and immune regulation.



EFFICACY STUDY

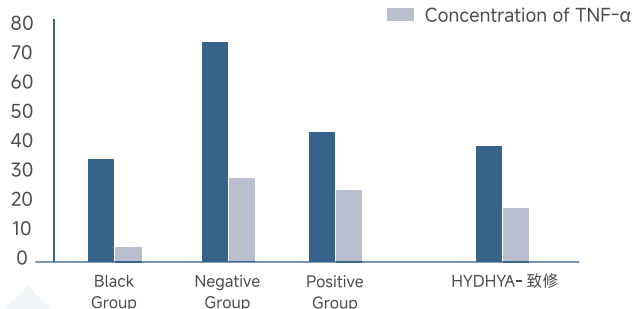
Degranulation Rate (%)



ANTIALLERGIC TEST

As discovered into in-vitro study by T-test method, HYDHYA has certain soothing effect and can effectively inhibit cell sensitivity.

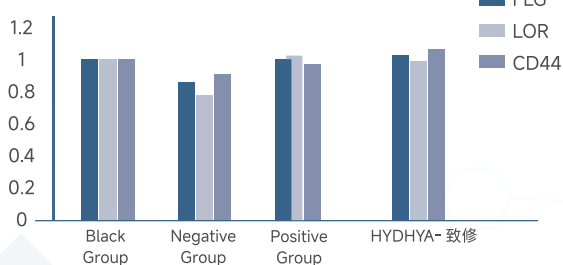
Mean Concentration (Pg/ml)



ANTI-INFLAMMATORY TEST

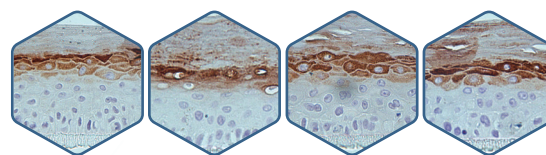
As discovered into in-vitro study by the content of IL-1α and TNF-α decreases, HYDHYA has certain anti-inflammatory effect and can inhibit cell inflammation effectively.

Mean Protein Relative IOD



REPAIR THE DAMAGED SKIN BARRIER

As discovered into in-vitro study, the protein content of cell barrier increased significantly and the cuticle of barrier became thicker, which indicates that HYDHYA can repair the damaged barrier.



As discovered into in-vitro study by T-test method, the boundary of the four layers was clear, the damage of living cell layer was significantly improved, and the phenomenon of loose and thickened cuticle was significantly alleviated, which indicates that HYDHYA can repair the morphological damage of 3D epidermis model.



PACKAGE AND STORAGE

- 100g/bottle, 1kg/bag, or customized package. Pharmaceutical high-density polyethylene (HDPE) bottle or pharmaceutical low-density polyethylene (LDPE) bag with outer aluminum foil bag.
- In an airtight container, protected from light and humidity, 2-8°C.